

REV	A	ISSUED FOR APPROVAL
DESCRIPTION		
DATE	10-04-12	APP
H.K.		
DATE	10-04-12	APP

**DRAWING CONTROL STATUS**

UNLESS STAMPED OTHERWISE IN RED THIS DRAWING IS UNCONTROLLED

CONTROLLED COPY OF THE DRAWING PRIOR AND MUST BE VERIFIED AGAINST A

TO USE TO ENSURE IT IS THE CURRENT ISSUE

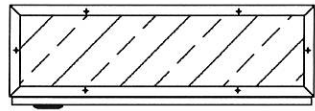
**ABB Australia, Pty Ltd**  
A.B.N. 68 003 337611  
ATP Division  
Low Voltage Products  
601 Blackburn Rd, Notting Hill, 3168  
PHONE: +61 (0) 3 8544 0000  
FAX: +61 (0) 3 8544 0001  
Manufactured by:  
TMG Motor Control Pty Ltd

DATE	10-04-12	DATE	10-04-12	SCALE	1:10
REVIEWED	H.K.	ACAD No	10-04-12	DO NOT SCALE	
DATE	10-04-12	CONTRACT			
APPROVED	H.K.	PROJECT			

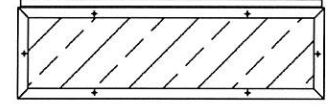
CLIENT	X-STAFF	TITLE	DISTRIBUTION BOARD DB2
PROJECT	ASSISI DAY CARE	GENERAL ARRANGEMENT	

DRAWING No	1AUL601265E01GA
REV	A
PAGE NO	2 OF 12

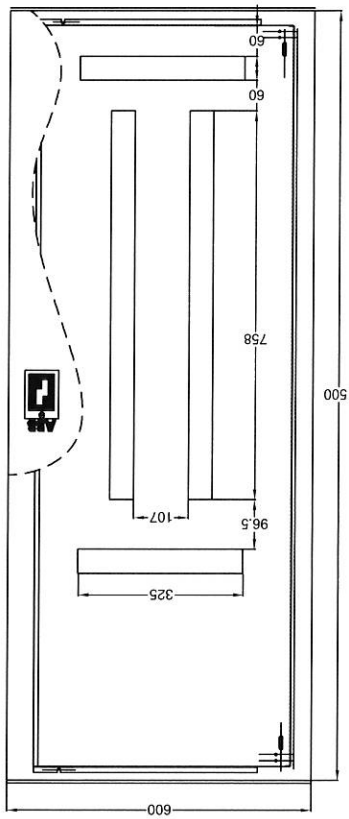
**BOTTOM VIEW**  
(GLAND PLATE CUTOUT)



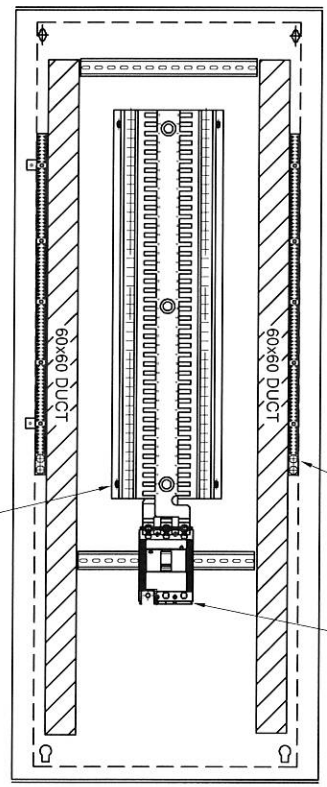
**TOP VIEW**  
(GLAND PLATE CUTOUT)



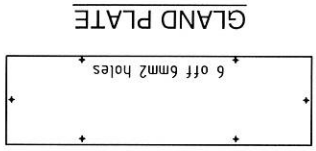
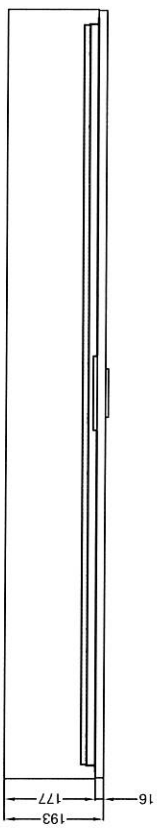
**FRONT ELEVATION**  
(DOOR REMOVED)



**FRONT ELEVATION**  
(DOOR & ESCUTCHEON REMOVED)



**SIDE VIEW**



**ABB**  
Manufactured by:  
TMG MOTOR CONTROL  
67 WATERVIEW CLOSC,  
DANDENONG STN, 3175  
AS/NZ 3439.1  
- SHORT CIRCUIT CAPACITY: 20KA 1/1886  
- FORM 1 OF SEPARATION  
- DEGREE OF PROTECTION: IP40  
- RATED OPERATIONAL VOLTAGE: 415VAC  
- RATED OPERATIONAL FREQ: 50Hz  
- DATE OF MANUFACTURE:  
DRAWING NUMBER: 1AUL601265E01GA

**MAIN DOOR LABEL**  
DIST. BOARD DB2  
LINE 1 TEXT 15mm  
BLACK LETTERS ON WHITE BACKGROUND  
ENGRAVED THROUGHT

**CONSTRUCTION NOTES**

ABB DISTRIBUTION SWITCHBOARDS CONFORM TO AS 3439.1 - FORM 1.

BODY:- WALL-MOUNTING ENCLOSURE MANUFACTURED FROM 16mm STEEL, CONSTRUCTED TO AS1939-IP40

REMOVABLE GLAND PLATES

DOOR:- DOOR IS REMOVABLE & CONVERTABLE FROM LEFT HAND TO RIGHT HAND & CIRCUIT CARD WITH CLEAR LENS FITTED INSIDE THE DOOR. COMPLETE WITH LOCK KEYS C1001

ESCUICHEON:- HINGED ESCUTCHEON PANEL MANUFACTURED FROM 12mm STEEL

LABELS:- PAPER POLE IDENTIFICATION.

PAINT FINISH:- TWO STAGE PREPARATION CONSISTING OF DEGREASE, IRON PHOSPHATE ETCH AND RINSE, FOLLOWED BY AN ELECTROSTATICALLY APPLIED POLYESTER POWDER COAT OF 50 MICRONS MIN. THICKNESS.

COLOR:- BODY - RAL 7035 LIGHT GREY  
ESCUICHEON:- GLOSS WHITE  
CHASSIS:- 20KA 0.1sec

Qty	Description	Part No
1	CDB SERIES PANELBOARD IP 40 84 WAY 250A MAIN SWITCH GREY	CDB4M250G
65	10KA 20AMP 30MA 1POLE RCBO DS27 C CURVE	DS27120
1	10KA 10AMP 1POLE MCB S20 C CURVE	S201MC10
3	10KA 20AMP 1POLE MCB S20 C CURVE	S201MC20